

The World's Most *Efficient* and
Versatile
Fireplace System



The First and ONLY Vented Fireplace That

- Exceeds 90% Efficiency
- Uses PVC Pipe for Low-Cost Venting Installation
- Humidifies as it Heats
- Installs as Fireplace, Insert, or Freestanding Stove
- Installs as a Direct-Vent or Single-Vent System

Mantis[®]
by Empire Comfort Systems



Welcome to MANTIS

The World's Most Efficient and Versatile Fireplace

The Mantis exceeds 90% efficiency – which means it uses about 35 percent less fuel compared to any other vented heater or fireplace system per Btu of heat in your room. This makes Mantis the greenest fireplace you can buy. Because its inexpensive 1 1/2-inch PVC vent pipe can be run inside a conventional 2 x 4 framed wall, the Mantis costs less to install – in materials, time, and labor. The Mantis is the first and only vented fireplace that adds humidity to the dry winter air, making your home feel warmer and more comfortable.

The Mantis comes in several versions – the original Bay Window models, Traditional Fireplace models (with a flat glass front) and the G-Class Fireplace models with flat glass front and a contemporary linear burner.

The Traditional and G-Class models allow installation in a wall, in a mantel, or as an insert in an existing wood-burning fireplace. The Mantis Bay Window comes in three models for installation in a mantel, as an insert, or as a freestanding stove – with or without a pedestal.

| | <i>Mantis</i> | <i>Conventional DV Fireplace</i> |
|-------------------------------|---------------|----------------------------------|
| Efficiency | 90%* | 60% |
| Gas Input (Btu/H) | 28,000 | 28,000 |
| Heat Output (Btu/H) | 25,200 | 16,800 |
| Exhaust Gas Heat Loss (Btu/H) | 2,800 | 11,200 |
| Annual Savings | 35% | 0 |

Green Heating with Gas

According to the US Environmental Protection Agency, heating with any gas appliance generates far less particulate pollution than heating with any other common fuel. The worst polluter, a wood fireplace, generates 28 pounds of particulates (measuring 2.5 microns or more) for every million Btu of fuel you put in. Heating with gas generates a tiny fraction of that (just 0.0083 pound) for every million Btu input. Compared to an EPA-certified wood stove, gas heat still generates less than 1 percent of the particulate pollution. And gas produces less than 2 percent of the pollution emitted by a pellet stove.

| <i>Particulate Pollution Generated by Heat Source</i> | <i>PM 2.5 lb/ million BTU</i> | <i>Percentage Compared to a Wood Fireplace</i> |
|---|-------------------------------|--|
| Fireplace Burning Wood | 28 | – |
| Uncertified Wood Stove | 4.6 | 16.43% |
| EPA-certified Wood Stove | 1.4 | 5.00% |
| Pellet Stove | 0.49 | 1.75% |
| Oil Furnace | 0.013 | 0.05% |
| Gas Furnace | 0.0083 | 0.03% |



What Makes Mantis Unique?

Inside the Mantis a three-stage heat exchanger sends more than 90 percent of the heat energy into your home – not up the flue. While the temperature inside the combustion chamber may exceed 900° F, the exhaust gas exits the flue at just 120° to 130° F – as little as two feet away!

This makes Mantis the first and only condensing fireplace, which means the exhaust is cool enough to run in PVC. Using PVC for venting makes the total installed price (unit, labor, and materials) comparable to a direct-vent fireplace or pellet stove, while the energy savings continue to add up year after year. The Mantis puts the green in environmentally friendly. Its power-vented heat-exchanger technology ensures the optimal air/fuel mixture for consistently clean-burning operation. With its clean burn and super-efficient heat exchanger, the Mantis generates fewer greenhouse gases – CO and CO₂.

The Mantis earned a zero-clearance certification for installation against any combustible building materials.

The Traditional and Bay Window models feature dual burners that deliver a total of 28,000 Btu. Operating the front burner alone lets you enjoy the ambiance of the attractive log set and gas fire without overheating the room. But, when the temperature dips, the Mantis rises to the occasion, switching on the second burner to produce maximum heat output.

The new G-Class Mantis features a single 20,000 Btu linear burner and a sophisticated control system that lets you manually turn down the heat output by up to 50 percent or can operate automatically to vary the flame height to meet heat demand. Porcelain black panels line the G-Class Mantis to reflect the flames. Optional glass droplets or crushed glass add color to complement your décor. Or opt for the driftwood log set for an elegant take on the modern fireplace.

The Award Winning Mantis

The Mantis won the 2007 Innovation Award, which recognizes products that best help HVAC contractors provide safer, healthier, more efficient, and more comfortable environments. Sponsored by the American Society of Heating, Refrigerating and Air Conditioning Engineers, the Air Conditioning & Refrigeration Institute, and The International Exposition Company.


The Mantis earned the 2007 Dealer Design Award, which recognizes products that advance home heating & air conditioning, and attain new levels of installation, maintenance, and service ease. Sponsored by the NEWS, a monthly magazine serving HVAC Contractors.

The Home Builders Association of Connecticut awarded the 2009 HOBI Award for Best Green Product to the Mantis Fireplace in The Homes at Greenbrier sustainable community. The HOBI awards were sponsored by HBA of Connecticut, Inc.

Developed in Australia more than 15 years ago

Patented Design – Worldwide

If the Mantis is so efficient, why does it not carry an Energy Star rating? Mantis fits no current Energy Star category, however, it outperforms most Energy Star rated central furnaces in heat transfer efficiency.

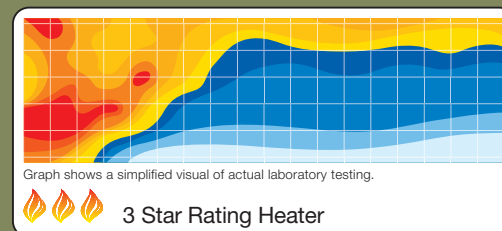
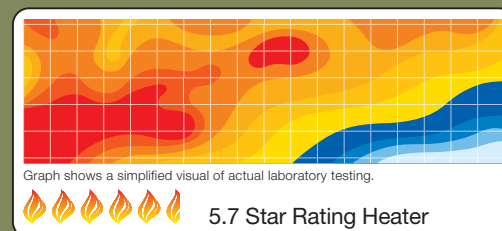


(The Mantis does not fit the furnace classification because it does

not need “ductwork” to convey the heated air. Ironically, a central furnace’s ductwork contributes to heat loss.)

In Australia, however, where this technology was originally developed, the Mantis earns a 5.52 out of 6 on that country’s Star Rating system. No vented zone heating system – U.S. or Australian – outperforms it.

The American Heating and Refrigeration Institute is working with the U.S. Department of Energy to create an Energy Star category for gas-fired zone heating products.



Australia’s Star system graphically represents heat transfer efficiency. The red and orange areas represent area of 1,500-sq ft room heated after one hour at 28,000 Btu/H input in Independent Laboratory Testing. For comparison, a typical 60-percent AFUE system would rate just three stars.



Advanced Technology and Solid-State Controls

The sophisticated control system monitors every critical aspect of the Mantis' operation to maximize efficiency, comfort, and safety.

For all its advanced technology, the Mantis is amazingly easy to use. All of the traditional Mantis fireplaces ship with a Thermostat Remote Control for set-it-and-forget-it operation.

G-Class Mantis systems include a thermostat remote with 10 pre-set programs. Select a program to automatically turn down the heat when you sleep and wake to a warm room every morning. Manual override lets you warm the room any time.

The Mantis automatically purges unburned gas from the combustion chamber for 40 seconds before each ignition for controlled, even starts every time. The modern, hot-surface ignitors conserve gas by eliminating the need for a standing pilot.



Mantis Thermostat Remote

The three-speed automatic circulating fan cycles on only after the Mantis reaches operating temperature and continues blowing as long as it senses warm air. You never feel a cool draft – just warm, humidified air.



Traditional Mantis Display

Inside the Mantis, separate systems create the heat and distribute the heat, so room air stays isolated from the combustion process.

Creating the Heat (White, Orange and Green Arrows)

(A) The power vent blower draws in outdoor air (White Arrow) via the PVC intake pipe.

(B) Inside the fireplace the three-stage burner, below the log set, mixes the air and gas (LP or natural) and burns it to produce heat.

(C) The power vent blower extracts the hot combustion gases (up to 900° F) out of the combustion chamber and through the heat exchanger (Orange Arrow).

(D) The combustion gases exit the heat exchanger (now cooled to less than 130° F) and are forced outdoors through the PVC vent pipe (Green Arrow).

Circulating the Warmth (Blue and Red Arrows)

(E) The circulation blower draws in room air (Blue Arrow) via louvers beneath the fireplace...

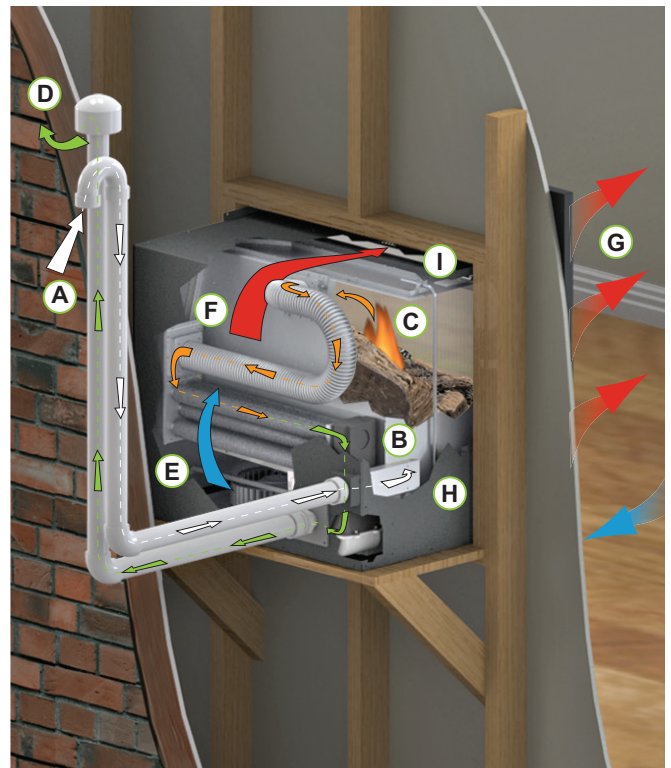
(F) ...and forces it across the heat exchanger fins. This transfers more than 90% of the heat inside the tubes to the room air.

(G) The blower forces this warm air out through louvers above the fireplace to warm the home (Red Arrow).

Adding the Humidity

(H) Droplets of moisture, a by-product of the Mantis' super-efficient heat exchanger, are captured in a holding tank (not visible).

(I) Once the Mantis collects sufficient condensation, a pump cycles on to send the collected water onto a stainless steel tray above the combustion chamber, where heat and airflow circulate the water vapor. This added humidity helps alleviate the static shocks, wood furniture damage, and even sore throats caused by dry winter air.



Opposite Page: Mantis In-Wall Fireplace Package (Shown with Matte Black In-Wall Surround Kit)

Right: Mantis Fireplace Package (Shown with Matte Black Mantel Surround Kit)





*Mantis Bay Window
Pedestal Package with
Black Window Frame*

Quality Construction – Factory Tested

Critical internal components in the Mantis – including the heat exchanger – are manufactured from the same corrosion-resistant and heat-resistant stainless steel that was developed for high-efficiency central furnaces.

The steel cabinet is finished in matte black powder coating to resist chipping and smudging.

Ceramic glass withstands temperatures in excess of 1,500° F and radiates more heat into the room, while providing a great view of the flames and log set.

The Mantis' hand-painted ceramic fiber log set complements the flame pattern.

Two rugged printed circuit boards – designed specifically for the Mantis – monitor all functions and controls. The hand-assembled wiring harness is made from heat-insulated copper wire fitted with click-lock connectors for reliable performance.

Two powerful blowers inside the Mantis feature maintenance-free motors driving precisely balanced fans for a lifetime of quiet, efficient performance. One fan draws air into the combustion chamber and draws hot gases through the heat exchanger. The second fan draws room air across the heat exchanger and circulates the heated air throughout the room.

To ensure your fireplace performs flawlessly, every Mantis is connected to gas, electricity, and a PVC exhaust system, and test fired before it leaves our factory.

Mantis G-Class Fireplace
Package with Matte Black
Louverless Surround



Mantis G-Class Remote




Optional G-Class 3-piece Log Set

Humidify While You Heat - Greater Comfort

The Mantis captures condensed water – a by-product of its clean combustion and super-efficient heat exchanger – and evaporates it to introduce humidity to the room air.

This water contains fewer contaminants than the drinking water in most homes. An automatic blower in the Mantis gently diffuses the humidified air into the room.

The result is a more comfortable home environment.



Automatic Humidification

Most heaters dry the air. Mantis actually adds humidity to the home for greater winter comfort.


- (A) Water vapor, a combustion by-product, condenses out of the rapidly cooled exhaust and collects in a holding tank (not shown).
- (B) Mantis pumps the water onto an evaporation tray above the firebox.
- (C) Heat and circulating air evaporate the water to create humidity.

Versatile Installation

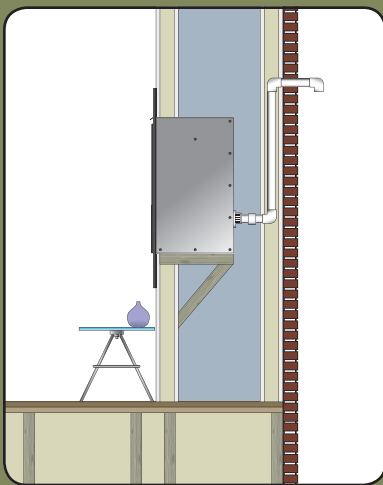
With the power-vented exhaust and intake made from PVC, the venting options are numerous. Install the Mantis as a direct-vent co-axial system, as a direct-vent co-linear, or as a single-vent system.

Any vent configuration may be used with any Mantis package. Using PVC for venting significantly reduces installation time, and requires cutting a much smaller opening in the home's exterior than is required for conventional metal venting. This makes Mantis ideal for any installation, especially for sunrooms, basements, and other applications that demand unobtrusive venting.

Packages include PVC vent adaptors for single and co-linear venting. Lengths of 1 1/2-inch PVC to complete the vent run are available at your local hardware store.



All Mantis packages include PVC vent adaptors for single vent (shown above coming from the unit) and co-linear (shown right on the exterior wall). Vent pipe and elbows not included.

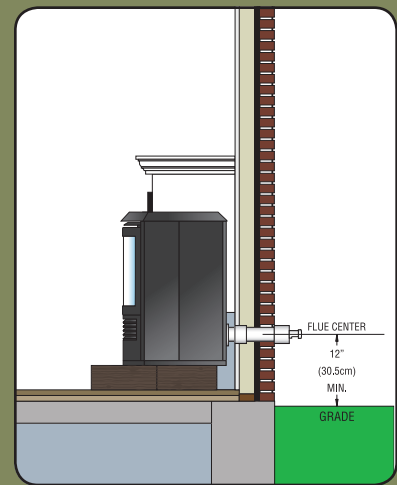


► Zero-Clearance Fireplace Package

Mantis installed with co-axial direct-vent along an outside wall (up to 4 ft). Bay Window model shown with Empire cabinet mantel.

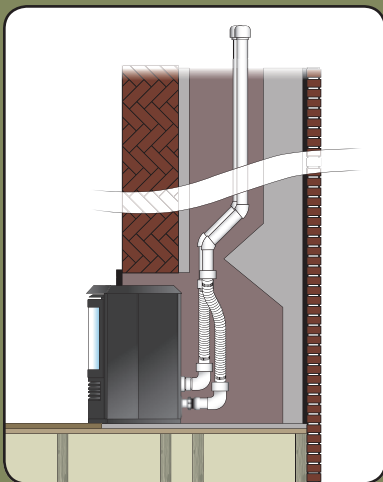
◀ Fireplace Picture Frame Package

Mantis Fireplace installed in-wall with single-vent running up and out through a horizontal termination (up to 40 ft of PVC).



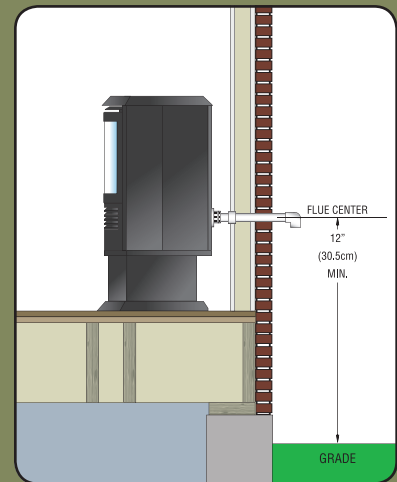
◀ Fireplace Insert Package

Mantis Bay Window installed as an insert in an existing wood-burning or vented gas fireplace, with co-linear direct-vent vertical termination (up to 40 ft of PVC).



► Freestanding Pedestal Stove Package

Mantis Bay Window Pedestal Package installed with single vent running straight out of the wall. Single-vent and direct-vent 1 1/2-inch PVC runs can also route up and out an exterior wall or up and out through the roof.






Left: Mantis Bay Window Pedestal Package with Black Window Frame with Barrier Screen in Matte Black (installed without pedestal)

Mantis Fireplace Package with Matte Black Surround

Mantis Fireplace Screens



Bay Window Screen (BFFS-28S-BL)
Fireplace Screen (FWFS-28S-BL)
For Louverless Surround (FHFS-28-BL)

Surround Options (Available in Matte Black)



Mantis Bay Window (BF28-BM) with Surround



Mantis Fireplace (FF28-BM) with Mantel Surround (FFKQ-28)



Mantis Fireplace (FI28-BM) with Insert Surround (FIKQ-28)



Mantis Fireplace (FF28-BM) with In-Wall Surround (FWKQ-28)



Mantis Fireplace (FF28-BM) with Louverless Surround (FHKQ-28)

Mantis Packages

Fireplace packages require metal surround with barrier screen available in Matte Black. Bay Window Fireplace and Insert packages include a Matte Black surround with barrier screen. Mantis Bay Window may be ordered with Black window frame with barrier screen. All packages include remotes.

| Mantis Fireplace Package for Zero-Clearance Fireplace | |
|---|---|
| <i>Includes PVCA Co-linear Adaptor, PVVKSH Vent Adaptor, Remote Thermostat</i> | |
| BF28-BM | Mantis Bay Window Fireplace Package, Black Window Frame (for use with mantel) - Includes Slim Top & Surround |
| FF28-BM | Mantis Fireplace Package - Requires FFKQ-28 Surround for mantel installation or FWKQ-28 Surround for in-wall installation |
| FG28-BM | Mantis G-Class Fireplace Package - Requires FFKQ-28 Surround for mantel installation or FWKQ-28 Surround for in-wall installation |
| Mantis Insert Package for Installation in an Existing Fireplace | |
| <i>Includes PVCA Co-linear Adaptor, PVVKSH Vent Adaptor, PVTC Termination Cap, PVVKCFA Vent Flex Kit (x 2), Remote Thermostat</i> | |
| BI28-BM | Mantis Bay Window Insert Package, Black Window Frame - Includes Slim Top & PVE-1 Surround |
| FI28-BM | Mantis Fireplace Insert Package - Requires FIKQ-28 Surround |
| IG28-BM | Mantis G-Class Insert Package - Requires FIKQ-28 Surround |
| Mantis Pedestal Package for Installation as a Freestanding Stove (with or without pedestal) | |
| <i>Includes PVCA Co-linear Adaptor, PVVKSH Single-Vent Adaptor, PVPK Pedestal, PVVTC Termination Cap, Remote Thermostat</i> | |
| BP28-BM | Mantis Bay Window Pedestal Package, Black Window Frame - Includes Full Top |
| Mantis Bay Window Accessories | |
| PV-4H | Top, 10-inch, for insert installation, projects Mantis further into room |
| PVSH | Black Metal Rear Shroud, 5-inch deep, conceals vent pipes on Pedestal Package |
| BFFB-28S-BL | Bay Window Fireplace Barrier Screen, Black |
| Floor Pad | May be required for applications over carpet or tile – see dealer |
| Mantis Fireplace and G-Class Accessories | |
| <i>(FWKQ, FIKQ, FFKQ, and FHKQ surrounds available in Matte Black)</i> | |
| FHKQ-28 | Mantis Fireplace Louverless In-Wall Surround with Barrier Screen for use with FF28-BM, FG28-BM |
| FWKQ-28 | Mantis Fireplace In-Wall Surround with Barrier Screen for use with FF28-BM, FG28-BM |
| FIKQ-28 | Mantis Fireplace Insert Surround with Barrier Screen for use with FI28-BM, IG28-BM |
| FFKQ-28 | Mantis Fireplace Mantel Surround with Barrier Screen for use with FF28-BM, FG28-BM |
| EMBF-9S | Cabinet Mantel* |
| EMBC-9S | Corner Cabinet Mantel* |
| LSG28TDF | Driftwood 3-piece Log Set for use with FG28-BM, IG28-BM |

* Mantels are available in Cherry, Dark Oak, Oak, Nutmeg, Unfinished Hardwood, Unfinished Oak, and White.

Specifications:

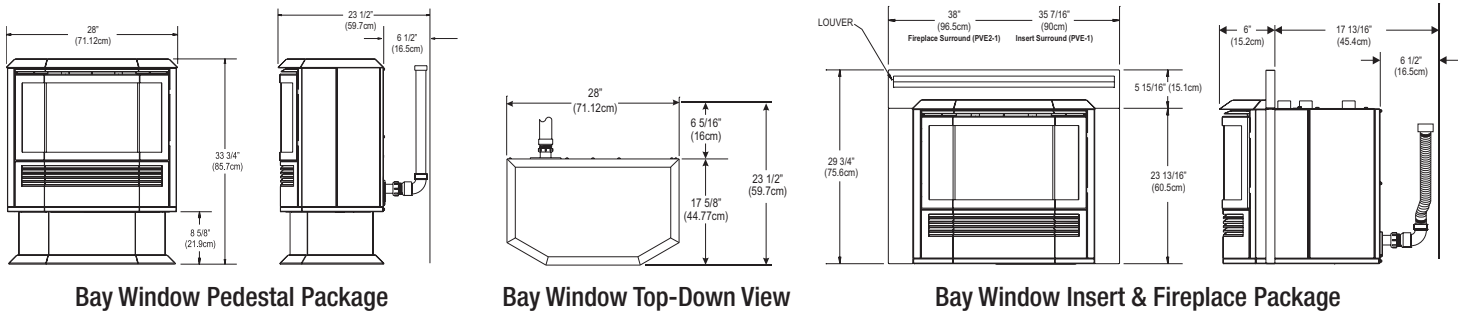
| Btu/H | Bay Window Input/Output |
|---------------------|-------------------------|
| High (Both Burners) | 28,000/25,200 |
| Med (Back Burner) | 19,000/17,100 |
| Low (Front Burner) | 9,000/8,100 |

| Btu/H | Fireplace Input/Output |
|---------------------|------------------------|
| High (Both Burners) | 28,000/25,200 |
| Med (Back Burner) | 15,000/13,500 |
| Low (Front Burner) | 13,000/11,700 |

| Btu/H | G-Class Input/Output |
|----------|----------------------|
| High | 20,000/18,000 |
| Med-High | 17,500/15,750 |
| Med | 15,000/13,500 |
| Med-Low | 12,500/11,250 |
| Low | 10,000/9,000 |

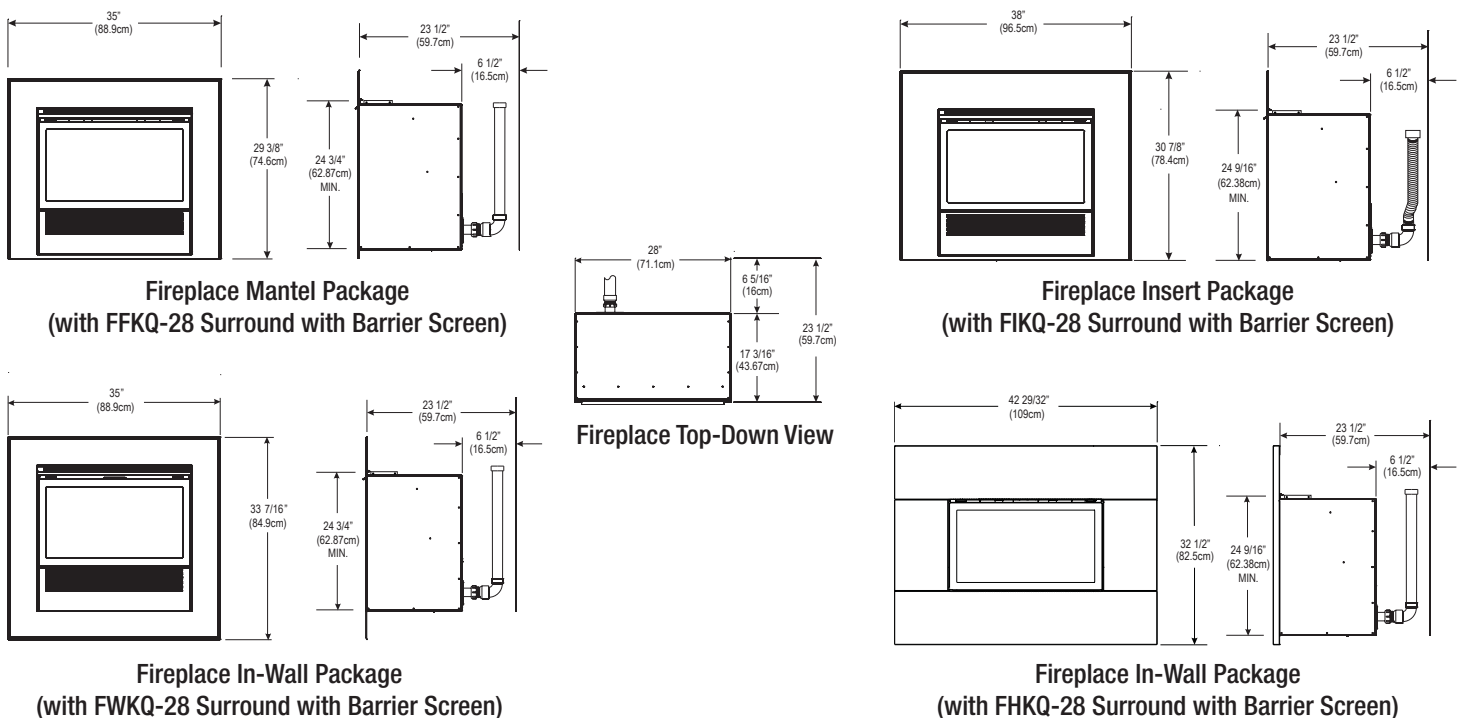
| | |
|----------------|--|
| Efficiency | 90+ % |
| Fan | 3-Speed Automatic (cycles on only when heat is available) |
| Ignition | Hot Surface (eliminates standing pilot) |
| Humidification | Automatic |
| Heating | Heats up to 1,600 sq ft (actual area will depend on heater position, floorplan, and home insulation) |
| Clearance | Zero Clearance to combustibles |

Mantis Bay Window Dimensions:



Shown without required barrier screen.


Mantis Fireplace and G-Class Dimensions:



Dimensions in this brochure are approximate; read and follow the framing dimensions in the owners manual supplied with your Empire product.

Mantis G-Class Decorative Media


| | |
|--------|--|
| DG1BKP | Decorative Glass, Crushed, Black Polished (covers 1 Sq Ft) |
| DG1BUC | Decorative Glass, Crushed, Blue Clear (covers 1 Sq Ft) |
| DG1CLF | Decorative Glass, Crushed, Clear Frost (covers 1 Sq Ft) |
| DG1BZR | Decorative Glass, Crushed, Bronze Reflective (covers 1 Sq Ft) |
| DG1BCR | Decorative Glass, Crushed, Copper Reflective (covers 1 Sq Ft) |
| DG1AB | Decorative Glass Droplets, Aqua Blue, 1/2-inch (covers 1 Sq Ft) |
| DG1SL | Decorative Glass Droplets, Sangria Luster, 1/2-inch (covers 1 Sq Ft) |
| DG1GC | Decorative Glass Droplets, Glacier Ice, 1/2-inch (covers 1 Sq Ft) |
| DG1NXS | Decorative Glass Drops, Onyx Solid, 1-inch (covers 1 Sq Ft) |
| DG1TZC | Decorative Glass Drops, Topaz Clear, 1-inch (covers 1 Sq Ft) |




Topaz Clear Drops
One-inch



Onyx Solid Drops
One-inch




Aqua Blue Droplets
1/2-inch




Sangria Luster Droplets
1/2-inch



Glacier Ice Droplets
1/2-inch




Blue Clear
Crushed



Clear Frost
Crushed



Black Polished
Crushed



Bronze Reflective
Crushed



Copper Reflective
Crushed

www.mantisbyempire.com

Warranty Overview:

All Mantis units carry a limited 10-year warranty on Heat Exchanger; limited 5-year warranty on parts, and limited 2-year warranty on labor (See owner's manual for complete warranty information).

Empire is committed to continuous product improvement; specifications are subject to change without notice. Flame size, shape, and color will vary from photos. Our mantels feature natural veneers and hand-rubbed finishes – wood grain and color will vary. Adjust light levels and use "natural light" incandescent bulbs to enhance the dramatic look for your wooden mantel.

Member of the following industry associations:



This appliance is design-certified to the ANSI standard by:



Recipient of the following awards:



SINCE 1932
918 Freeburg Ave.
Belleville, IL 62220-2623
e-mail: info@empirecomfort.com
©Empire Comfort Systems Inc.
ECS-00721 5/13/16