

VENT-FREE & OUTDOOR PRODUCT GUIDE



The Pinnacle of Efficiency

WHITE MOUNTAIN HEARTH

Vent-Free & Outdoor Product Guide

Vent-Free Products

Traditional Logs & Burners	3
Loft Contemporary Burners	5
Loft Contemporary Fireplaces & Inserts	6
Breckenridge Fireboxes	7
Innsbrook Traditional Vent-Free Inserts	8
Vail Fireplaces	9
Empire Cast Iron Stoves	11
Boulevard Linear Fireplaces	12

Accessory Products

Mantels	14
Control Options	15
Decorative Outer Frames	16
Fireplace Liners	16
Decorative Doors	17
Decorative Frames	17
Decorative Louvers	17
Decorative Glass Media	17

Outdoor Products

Outdoor Linear Fireplaces and Fire Pits	18
Outdoor Traditional Fireplace, Firebox	18
Outdoor Logs & Burners	19

“Empire Comfort Systems Inc. has manufactured safe, reliable gas-fired decorative appliances and heating systems since 1932. We take pride in our reputation for quality products, backed by the best sales, service, and distribution network in this industry. These fireplaces combine proven technologies with exceptional artistry and craftsmanship to enhance the ambiance of any home.”

The White Mountain Hearth Log Collection

Empire manufactures log sets and burners to suit any application. With sizes ranging from 16 inches to 30 inches, and log pieces ranging from slender to massive, the White Mountain Hearth collection is sure to have the perfect set to fill your fireplace. We offer ceramic fiber, traditional refractory concrete, and Burncrete® logs. Each log set is hand-painted to bring out the rich detail. All of our burners are available in Natural Gas and Propane models.

Our Slope Glaze and Contour Vented/Vent-Free Burners are approved for use in any certified vent-free firebox. They may be installed in an existing wood-burning fireplace, with the damper closed, to operate as a vent-free heating system. Millivolt and manual burners are also certified for installation as vented log sets, so long as the installer blocks the fireplace damper partially open. A special flue-damper clamp is included with the burner. A vented burner is not a heating system and may not be operated by a thermostat.

Slope Glaze Burners and Matching Log Sets

- 16, 18, 24 and 30-inch Vented/Vent-Free Burners – up to 38,000 BTUs
- Millivolt, Manual, Direct Ignition, and Intermittent Pilot models
- Choose from Refractory, Ceramic Fiber, or Burncrete® Log Sets

See log sets burning at whitemountainhearth.com.



Super Stacked Wildwood Refractory Log Set



Ponderosa Refractory Log Set



Super Sassafras Refractory Log Set



Stacked Wildwood Refractory Log Set



Super Charred Oak Ceramic Fiber Log Set



Sassafras Refractory Log Set



Driftwood Burncrete® Log Set



Charred Oak Ceramic Fiber Log Set (16-inch only)



Stacked Aged Oak Refractory Log Set



Birch Ceramic Fiber Log Set

Contour Log Set/Burner Systems

- 18, 24 and 30-inch Vented/Vent-Free Burners – up to 40,000 BTUs
- Millivolt (VFDR), Manual (VFDM), and Thermostat (VFDT) models
- Special 10,000 BTUs Millivolt model for bedroom applications (where allowed by code)
- Choose Whiskey River Refractory or Flint Hill Ceramic Fiber model

These systems combine the burner and log set into one package. With a precision-ported tube style burner, they provide great looks at an exceptional value. Because they require a minimum firebox depth of just 12 inches, these compact systems fit easily into most fireplaces.

See log sets burning at whitemountainhearth.com.



Flint Hill Ceramic Fiber Log Set & Burner Combo



Whiskey River Refractory Log Set & Burner Combo

Multi-Sided Slope Glaze Burners and Matching Log Sets

- 18, 24 and 30-inch Vented/Vent-Free Vista Burners – up to 40,000 BTUs
- Millivolt models include an on/off switch but will operate with Empire remote controls
- Choose from Rock Creek Refractory or Stone River Ceramic Fiber Log Sets

Designed to fit see-through and peninsula fireboxes, our Slope Glaze Vista Burners provide a great view from any angle. Ceramic beads inside the burner tumble the gas to create exceptionally realistic flame movement.



Rock Creek Refractory Multi-Sided Log Set



Stone River Ceramic Fiber Multi-Sided Log Set



24-inch Loft Series burner with Brushed Stainless Steel Decorative Top shown in an existing masonry firebox

Unconventional Styling, Contemporary Flair, Astonishing Good Looks

Because it does not require a chimney or metal vent stack, where you install your vent-free Loft Series burner or fireplace is limited only by your imagination – in a wall, in an island, in a mantel, in an art installation – the possibilities are boundless.

Loft Series burners install in any certified vent-free firebox or masonry fireplace to help complete your artistic statement. They operate as a vent-free system for supplemental heating. Millivolt systems can be installed in a vented fireplace to provide the ambiance of a fire but without the heat. IP systems include a thermostat remote and must be installed as a Vent-Free system only.

Available in Natural Gas and Propane models in 18-inch (26,000 BTUs), 24-inch (36,000 BTUs), and 30-inch (40,000 BTUs), there's a Loft Series Burner sized perfectly for your fireplace. There is even a special 18-inch (10,000 BTUs) Millivolt Loft burner for bedroom applications – where allowed by code.

24-inch Multi-sided Loft Series burners can be installed in any certified vent-free or masonry see-through or peninsula firebox.

All Loft Series burners are available in remote-ready Millivolt system with a manual Piezo Ignition or Battery Operated Remote Control Intermittent Pilot that allows you to have a standing pilot or operate with an intermittent pilot to save gas.



24-inch Loft Series Multi-Sided burner with Clear Frost Decorative Glass shown in a Breckenridge 36-inch See-Through Firebox

Decorative Options

Available for all Loft Series Burners and Loft Series Multi-Sided Burners. For a complete list of decorative media, please see page 17.



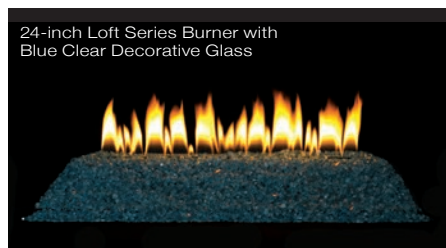
24-inch Loft Series Burner with no decorative accessories



24-inch Loft Series Burner with Polished Black Decorative Top



24-inch Loft Series Burner with Brushed Stainless Steel Decorative Top



24-inch Loft Series Burner with Blue Clear Decorative Glass



24-inch Loft Series Burner with Decorative Rocks and Accent Pebbles



24-inch Loft Series Burner with Polished Black Decorative Glass



Loft Vent-Free Fireplace Insert with Custom Metal Surround

The Loft Series Fireplaces and Inserts

The unique Loft Series Fireplace includes a Loft burner in a compact and complete system. This versatile unit installs as a zero-clearance vent-free fireplace or as an insert in an existing fireplace.

Available in 28,000 BTUs, 20,000 BTUs, and 10,000 BTUs, the 99% efficient Loft Fireplace Insert will quickly warm your living space.

Choose the Millivolt system and select one of seven control options – from a simple wall switch to a thermostat remote to the ultimate programmable remote. Or choose the Intermittent Pilot system, which includes a variable flame-height remote control with integral thermostat.

Finish your fireplace installation with decorative media and a contemporary metal surround, available in two sizes: 6 x 7-inch or 3 x 4-inch.

Installed as an insert, your Loft system will require the decorative metal surround. The surround makes a clean transition from an existing fireplace. Custom surrounds are also available.

Add the optional blower to circulate heat throughout your room.

For a complete list of decorative media, please see page 17.

The Breckenridge Collection

- Choose Deluxe, Premium, or Select
- Variety of Decorative Accessories
- Louver and Flush Face Models
- Accepts Any Properly Sized Certified Vent-Free Burner and Log Set
- Zero-Clearance Certified
- Made in U.S.A.

Available in louvered and flush front, the Breckenridge Deluxe and the deeper Premium models present an updated look of a traditional recirculating firebox.

Our unique Breckenridge Select vent-free gas firebox features a tall, deep stage for the log set, yet has compact outer dimensions and low profile top and bottom. The visual effect is a lot more fireplace with less of the firebox face showing. Add the optional lighting kit for accent lighting even when the fireplace is off.

The unique Breckenridge Select has no visible louvers, yet still provides the benefit of a recirculating firebox with an optional blower.



Breckenridge 36 Vent-Free Premium Firebox with Mission Louvers and Outer Trim in Hammered Pewter with a Standard Mantel and Base in Oak

The Select Firebox’s low floor height allows installation at or near floor level, for a natural, integrated look, that creates the illusion of a site-built fireplace – but at a fraction of the cost.

See pages 3-6 for our available log sets and burners, page 14 for available mantels, and pages 15-17 for options and accessories.



Breckenridge 32 Vent-Free Deluxe Louvered Firebox



Breckenridge 36 Vent-Free Premium Flush Firebox



Breckenridge 42 Vent-Free Select Firebox with Optional Herringbone Liner

Breckenridge Multi-Sided Fireboxes

Available in peninsula and see-through styles. The peninsula system is viewable from three sides – ideal for building into buttress walls or installing in a peninsula mantel.

See-through systems tie two adjoining rooms together. Multi-sided Fireboxes accept any properly sized, multi-sided certified Vent-Free Burner or Burner and Log Set from 18- to 30-inch.

Options include many of the same decorative louver and door accessories as our conventional fireboxes, for continuity in homes with multiple fireplaces.



Premium Vent-Free Peninsula Firebox VFP36PB2EF

Innsbrook Traditional Vent-Free Fireplace Inserts



Innsbrook Vent-Free Fireplace Insert with Contemporary 6 x 7-inch Metal Surround

Innsbrook Traditional Vent-Free Inserts

A wood-burning fireplace sends more than half of its heat up the flue, creating negative pressure in your home, which draws in outside air through gaps in doors and windows that actually makes your home colder.

At 20,000 and 28,000 BTUs, Vent-Free Innsbrook models are 99% efficient, for fast room warming on cold days. The Vent-Free Insert features an integrated Oxygen Depletion Sensor (ODS) to instantly shut off the burner if oxygen levels drop to unsafe levels. The Innsbrook Vent-Free Insert is available in both Millivolt and Intermittent Pilot models.

The contemporary metal surround is available in 6 x 7-inch or 3 x 4-inch and fits in perfectly with any modern décor. We also have the option of an old-world style three-piece cast iron surround.

The Innsbrook comes standard with a blower and Banded Brick liner. Custom surrounds are available.



Cast Iron Surround shown with 28,000 BTUs Vent-Free Innsbrook



6 x 7-inch Metal Surround shown with 28,000 BTUs Vent-Free Innsbrook

Full-featured Fireplaces for Smaller Spaces

The Vail 24 delivers the beauty of hand-painted ceramic fiber logs and Slope Glaze Burner to bring natural flickering flames to dens, hallways, and even bedrooms.

Vail 24 Fireplaces arrive rated for 20,000 BTUs or 10,000 BTUs allowing installation in bedrooms. (Check local codes.)

The Vail 24 includes matte black louvers and frame. Available accessories include metal frames (in hammered pewter), blowers, ceramic brick liners, remote controls, and Traditional Cabinet and Corner Mantels (in cherry, dark oak, oak, unfinished hardwood, and white).

Vail 26 Special Edition

The Vail 26 Special Edition is the American-made fireplace system that ships complete in one package – fireplace, assembled mantel, ceramic fiber log set with 20,000 BTUs vent-free Contour burner, matte black hood, frame and louvers – even glowing embers.

This package system installs in as little as 30 minutes, minimizing labor costs. A total mantel footprint of just over 17 by 45 inches makes the Vail 26 Special Edition ideal for tight spaces and small rooms.

The Vail 26 Special Edition is available in two mantel colors – cherry, and white – and in modulating hydraulic thermostat and millivolt control. The millivolt system allows you to add a wall thermostat, remote control, or thermostat remote control.

Vail 26

We also offer the Vail 26 as a separate fireplace – perfect for built-in and custom mantel applications. Or choose one of our cabinet or corner cabinet mantels, available in four finishes – cherry, dark oak, oak, and white – plus unfinished hardwood.

The 10,000 BTUs version may be installed in bedrooms, where allowed by code.



Vail 24 Fireplace with Hammered Pewter Louvers and Trim
in a Cherry Standard Mantel



Vail 26 Fireplace Special Edition in a Cherry Standard Mantel



Vail 32 Fireplace with Matte Black Trim in a Dark Oak Standard Cabinet Mantel



Vail 36 Fireplace with Pewter Mission Louvers, Doors, and Trim in a White Standard Corner Mantel

Vail Series

- Zero-Clearance Certified
- Integrated Oxygen Depletion Sensor
- Thermostat, Remote Control, and IP Models
- Variety of Decorative Accessories
- Made in the U.S.A.

The Vail 32 and 36 Premium Vent-Free Fireplaces feature the choice of a hand-painted ceramic fiber or rugged refractory Sassafras log set to complement the flames from our Slope Glaze Burner.

At 99.9% efficient, the Vent-Free Slope Glaze Burner delivers more heat for your energy dollars – 32,000 BTUs for the Vail 32 and 36,000 BTUs for the Vail 36. Ceramic glazed pellets in the burner tumble and swirl the gas to produce a natural flickering flame.

The matte black arched screen front perfectly frames the interior firebox to create an exceptionally beautiful fireplace. Complete your Vail Fireplace with an optional stacked stone or brick style liner.

Vail Multi-Sided Fireplaces

The Vail 36-inch peninsula and see-through Vent-Free fireplace systems (38,000 BTUs) include a 24-inch Slope Glaze Vista Burner installed (and slightly recessed into the floor of the fireplace) and ready for the matching Rock Creek log set (order separately).

The unique Slope Glaze Vista Burner features ceramic pellets inside a large burner pan to create a deep field of dancing flames.

The see-through system is viewable from two sides for built-in-wall applications. The peninsula system is viewable from three sides making it ideal for building into buttress walls or installing in a peninsula mantel.

See pages 15-17 for options and accessories.



Premium Peninsula Fireplace VFP36PP32E



Empire Medium Vent-Free Cast Iron Stove in Porcelain Mahogany on Floor Pad (Not Required)



Empire Small Vent-Free Cast Iron Stove in Matte Black

Empire Vent-Free Cast Iron Stoves

Vent-free Empire Stoves come standard with Empire’s Contour burner system. The Contour Burner features precision-port technology to produce vibrant flames. Topped off with the hand-painted ceramic fiber log set and glowing embers, the effect is as realistic as a gas-fired stove gets – guaranteed to keep you and your guests mesmerized for hours.

Vent-free technology eliminates the need for venting, which greatly simplifies installation.

Empire Stoves are available in two types of ignition – Millivolt (MV) and Intermittent Pilot (IP). The Millivolt system lights a standing pilot with a pushbutton piezo ignitor. Once the standing pilot is lit, the MV system operates with an on/off switch or optional remote control system. The standing pilot allows your Empire stove to provide heat during power outages.

IP systems eliminate the standing pilot for even greater energy savings. Pressing the on/off switch ignites the pilot, which then ignites the main burner. IP systems can also operate with an optional remote control system. Battery backup allows your Empire stove to provide heat during power outages.

All Empire Cast Iron Stoves ship assembled in one carton, for easier set-up.

Empire Cast Iron Stoves are available in two sizes – small (10,000 BTUs & 20,000 BTUs) and medium (25,000 BTUs).

Floor pads are available but not required. You can place your Empire Stove directly on carpet or tile.



Optional Side Shelves

Small Stove Finishes	Porcelain Black	Mahogany	Matte Black		
Medium Stove Finishes	Porcelain Black	Mahogany	Matte Black	Sand	Matte Pewter
Stone Options*	Adobe Frost Granite	American Beauty Marble	Temple Gray Marble	Venetian Gold Granite	

Boulevard Vent-Free Linear Fireplaces

Boulevard Vent-Free Linear Fireplaces

With its strong horizontal lines, contemporary burner, and chic accessories, a Boulevard Linear Vent-Free Fireplace adds drama to any décor. Designed for eye-level, in-wall installation, Boulevard Fireplaces feature modern technology, artfully applied.

The Millivolt system operates with a standing pilot and includes an on/off remote control. Additional remote controls are available – including thermostat and programmable models.

The Intermittent Pilot system eliminates the standing pilot – saving energy – and comes standard with a thermostat remote that allows you to adjust the flame height to suit your mood and heat requirements.

Press the button to light the fire – or just let the thermostat maintain your desired room temperature. Thanks to advanced logic circuitry, the IP system's thermostat anticipates heat demand to minimize temperature fluctuations in the room.

Available in SL 30" (10,000 BTUs or 14,000 BTUs), 36" (28,000 BTUs), 48" (32,000 BTUs), 48" See-Through (36,000 BTUs), 60" (40,000 BTUs), 60" See-Through (40,000 BTUs), and 72" (40,000 BTUs). See page 17 for decorative media options.



Boulevard 36-inch Vent-Free Linear Fireplace with Black Porcelain Liner



Boulevard SL 30-inch Vent-Free Linear Fireplace



Boulevard 48-inch Vent-Free Linear Fireplace with Stainless Steel Liner and Crushed Glass



Boulevard 60-inch Vent-Free Linear Fireplace with Stainless Steel Liner, Driftwood Log Set, Crushed Glass and Multi-color LED Lighting System



Boulevard 72-inch Vent-Free Linear Fireplace with Crushed Glass and Multi-color LED Lighting System

Accessories

- Liner in Porcelain White (available on 36 and 48 single-sided models)
- Liner in Porcelain Black (available on all 36 and 48 models)
- Liners in Black Reflective Glass (available on all 60 and 72 models)
- Liners in Stainless Steel (available on all single-sided models)
- 3/4-inch and 1-1/2-inch Black Trim Kits
- Driftwood Log Sets
- Accent Lighting Kit (available for all 36 and 48 models)*

*Underfloor multi-color LED lighting system included on 60 and 72 models.

Standard Mantels

- Available in Cabinet Mantels and Corner Cabinet Mantels in 32-inch, 36-inch, and 42-inch
- Traditional Styling and Compact Design
- Built-in Base
- Fits White Mountain Hearth Fireplaces without Modification



Standard Corner Mantel

Profile Mantels and Mantelshelves

- Flush Mantels in 48-inch and 52-inch and Mantelshelves in 48-inch, 60-inch and 72-inch
- Requires Tile, Stone, or Other Noncombustible Surround
- Ideal for New Construction and Remodeling
- Unfinished or Primed Hardwood



Profile Mantel



Profile Mantelshelf

Remote Controls and Thermostats

Take charge of your new fireplace with a battery-operated remote control, thermostat remote, electric remote control, wall thermostat, or wall switch.

Remote Control availability and appearance vary by fireplace. Some systems include remote.

These controls are sold as accessories for the burners and fireplaces indicated. Power sources shown are for the controller and for the receiving unit mounted in the fireplace – i.e. “Battery/Battery” means both require batteries to operate.

Millivolt systems will provide heat during a power failure. Battery backup is offered on some other systems. It allows the burner to operate without electric power, to provide heat, but will not operate the blower or lighting.

These Remotes are Included with the Burners or Fireplaces Indicated – Not Sold as Accessories



- FREC**
- Electric Remote Control
 - On/Off Remote
 - For Millivolt, IP Fireplace and DI



- FRBC**
- Battery Remote Control
 - On/Off Remote
 - For Millivolt or IP



- Variable Flame Height, Battery Remote Control, Thermostat**
- Thermostat Remote



- FRBTC2**
- Battery Remote Control, Thermostat
 - Thermostat Remote
 - For Millivolt or IP



- FRBTPS**
- Battery Remote Control, Programmable
 - Programmable Thermostat Remote
 - For Millivolt or IP



- IP**
- Battery Remote Control, Thermostat
 - Thermostat Remote
 - Included with Slope Glaze VFSE



- FWS**
- Wall Switch
 - On/Off Wall Switch, Wire
 - For Millivolt, Direct Ignition



- TMV**
- Wall Thermostat
 - Wall Thermostat, Wire
 - For Millivolt



- TRW**
- Battery Wall Thermostat, Digital
 - Wall Thermostat, Wireless
 - For Millivolt or IP



- TDV**
- Battery Wall Thermostat, Digital
 - Wall Thermostat, Wireless
 - For Millivolt

(Slope Glaze VFSV Burners include a Variable Flame remote that looks similar to FRBC but with buttons marked “HI/ON” and “LO/OFF”)

Decorative Fronts and Outer Frames

Decorative accessories let you tailor your firebox or fireplace to your décor. Choose louvers in three patterns – slat, arched, and mission – finished in matte black or hammered pewter.

Matching door sets and frames complete the transformation from an attractive fireplace to a stunning focal point.


Our metal three-piece outer frames let you transition from your fireplace to any adjoining surface – wooden mantel, tile, stone, or any non-combustible material. Choose from steel frames – with traditional crisp lines – or our extruded aluminum frames – with a profile that combines gentle concaves with flat surfaces.

Our bottom trim completes the fourth side of the color frame.

Accessory availability varies by fireplace.

Fireplace Liners

All brick liners are designed to ensure rich detail and lasting beauty. All liners are made from ceramic fiber unless otherwise noted. Liner availability varies by fireplace.



Herringbone
Brick Liner

Aged
Brick Liner

Banded
Brick Liner

Traditional
Brick Liner

Stacked
Limestone Liner

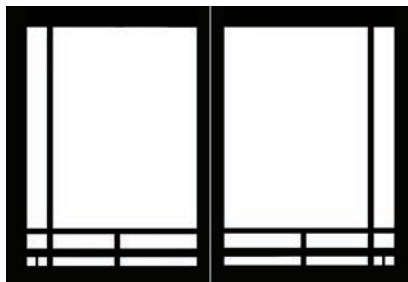
Black Reflective
Porcelain Liner

Stainless Steel
Liner

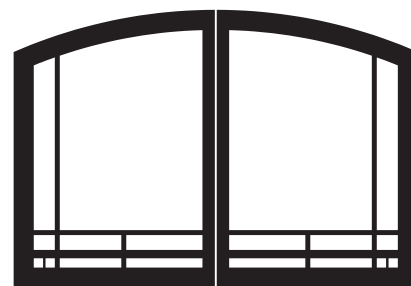
Decorative Doors – include handles, screens, and hinges



Decorative Door Plain Rectangle



Decorative Door Mission Rectangle



Decorative Door Mission Arch



Decorative Door Plain Arch

Decorative Trim is available in Classic Matte Black and Rich Hammered Pewter. Colors and styles vary by fireplace.

Decorative Frames



Decorative Frame Rectangle with hinge mounting points



Decorative Frame Arch
(available without hinge mounting points in Matte Black only)

Decorative Louvers – with screens




Decorative Louver Arch



Decorative Louver Mission


Decorative Media



Topaz Clear Drops




Onyx Solid Drops




Sangria Luster Droplets



Glacier Ice Droplets



Blue Clear Crushed




Clear Frost Crushed



Black Polished Crushed




Copper Reflective Crushed



Bronze Reflective Crushed



Medium Rocks



Accent Pebbles



Outdoor Fireplaces, Fireboxes, Fire Pits, and Burners

A fireplace extends the season for the outdoor living space you worked so hard to create. Our Carol Rose Coastal Collection includes outdoor fireplace systems in linear or conventional models, fireboxes, traditional log sets, contemporary burners and fire pits.

All our outdoor hearth products feature stainless steel for all exterior surfaces to provide lasting beauty.

Our Direct Ignition systems fit your green lifestyle by eliminating the standing pilot light. Our Millivolt systems include a standing pilot – to light easily and operate without electric power – ideal for outdoor installations where power is not readily available. Direct Ignition systems include an on/off, hi/lo remote control. Millivolt systems will operate with an optional remote or wall switch. Linear 48-inch and 60-inch outdoor systems include pushbutton ignition and manual 3-position valve.

These products are designed for outdoor installation only. For installation on a covered deck or porch, at least two sides of the enclosure must remain open at all times.

Fireplaces & Fireboxes

Choose a traditional fireplace and a refractory log set, available in 36-inch (36,000 BTUs) and 42-inch (40,000 BTUs) – perfectly sized for your outdoor living space.

With concealed controls, your outdoor fireplace presents a clean, sleek look.

Our fireboxes (36 or 42-inch) share the same stainless steel construction but allow you to install any outdoor gas burner or log set.

The optional folding glass doors help keep out leaves and debris but open quickly when you're ready to light a fire. Or use the optional stainless steel cover to completely enclose your fireplace when not in use.

The available drain tray installs beneath the unit to keep water from pooling.



Carol Rose Coastal Collection 60-inch Outdoor Fire Pit with multi-color LED Lighting, Clear Crushed Glass, and optional Wind Guard



Carol Rose Coastal Collection 48-inch Contemporary Linear Outdoor See-Through Fireplace in a custom surround



Carol Rose Coastal Collection 36-inch Traditional Outdoor Fireplace with optional Folding Glass Doors



These special outdoor products are named for customer service manager Carol Rose Burtz, who has been with Empire for more than 59 years. As the first time we have named a product for an employee, this represents an appropriate honor recognizing Carol's exceptional history with the company.

Outdoor Harmony Burners and Wildwood Log Sets

The Carol Rose Coastal Collection includes the Wildwood Refractory Log Set designed specifically for outdoor use with our Harmony Stainless Steel Burner. The 24-inch burner set is rated at 50,000 BTUs, generating plenty of flames to complement the massive concrete log set, and the 30-inch is also rated at 50,000 BTUs.

Available in IP Ignition, these special burners feature internal baffles to induce movement in the flames for an exceptionally natural looking fire.

These burners are designed for installation in an outdoor fireplace or firebox only. Choose Natural Gas or Propane.

Contemporary Burners

Our contemporary burner completes your modern outdoor décor. With stainless steel top and linear burner, these systems deliver up to 40,000 BTUs – plenty of fire to warm your guests and light up your outdoor event.

Choose Natural Gas or Propane in IP Ignition – for installation in an outdoor fireplace or firebox only.



Carol Rose Coastal Collection Ventless Harmony Outdoor Burner with 24-inch Wildwood Log Set



Carol Rose Coastal Collection 30-inch Ventless Contemporary Outdoor Burner



Member of the following industry associations:



These appliances are design-certified to the ANSI standard.



Empire is committed to continuous product improvement; specifications are subject to change without notice. Dimensions in this brochure are approximate; read and follow the framing dimensions in the owners manual supplied with your Empire product. Flame size, shape, and color will vary from photos.



Empire Comfort Systems Inc.
918 Freeburg Ave.
Belleville, IL 62220-2623
info@empirecomfort.com
WMH-00777 7/26/19