

BOULEVARD 36-INCH & 48-INCH
Linear Direct-Vent Fireplaces



Boulevard

Boulevard 36-inch Linear Direct-Vent Fireplace with Black Porcelain Liner, Clear Crushed Glass, and Matte Black Trim



BEAUTIFUL, ELEGANT, EFFICIENT...

Your Boulevard fireplace will add value, ambiance, and warmth to your home.


The Boulevard 36 and 48 Direct-Vent fireplaces are designed with a fully-recessed burner to fill your fireplace with lively flames.

Every Boulevard includes an electronic intermittent ignition system that eliminates the standing pilot to help you save energy and money. The system includes battery back-up located in a wall box for manual or remote operation. The remote allows you to switch to a standing pilot mode, which is recommended in cold climate conditions.

SHOWN ON COVER: Boulevard 48-inch Linear Direct-Vent Fireplace with Clear Crushed Glass and Matte Black Trim

OPTIONS & ACCESSORIES

LINERS




Reflective Black Porcelain




Ridgeback

TRIM KITS



L to R: 1-inch Trim in Matte Black*; 1.5 inch Beveled Window Frame in Textured Black**; 3-inch Forged Iron in Black***


DECORATIVE MEDIA



Clear Frost Crushed




Copper Reflective
Crushed



Bronze Reflective
Crushed




Black Polished Crushed



Blue Clear Crushed

LOG SET



Rustic Ceramic Fiber Log Set

* 1-inch Trim also available in Hammered Pewter

** 1.5-inch Beveled Window Frame also available in Oil Rubbed Bronze and Brushed Nickel

*** Forged Iron Frame also available in Oil Rubbed Bronze and Distressed Pewter

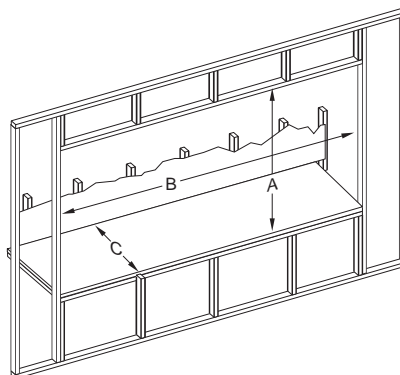


FRAMING DIMENSIONS

	DVLL36FP	DVLL48FP
A	49 1/2	49 1/2
B	55 5/8	67 5/8
C	21 1/2	21 1/2

Measurements given in inches.

*Dimensions may vary based on install. See manual.



BTUS BY MODEL

	DVLL36FP	DVLL48FP
Natural Gas	29,000	38,000
Propane	28,000	34,000

WARRANTY: 10-year Limited Warranty on Combustion Chamber, Limited Lifetime on Glass. All other parts carry a three-year limited warranty. All remote controls and lighting systems carry a one-year limited warranty.

Empire is committed to continuous product improvement; specifications are subject to change without notice. Dimensions in this brochure are approximate; read and follow the framing dimensions in the owners manual supplied with your Empire product.

Refer to your Owner's Manual for complete installation and safety information.

Authorized Dealer:

Member of the following industry associations:



This appliance is design-certified to the ANSI standard by:



918 Freeburg Avenue
Belleville, IL 62220
info@empirecomfort.com